



## **VAF™ FILTRATION SYSTEMS**

### **V-200P AUTOMATIC SCREEN FILTERS**

**WINNER OF TWO INTERNATIONAL AWARDS\*\*\***

#### **GENERAL INFORMATION**

The award winning V-200P filter features the most advanced and cost effective self-cleaning screen filtration technology available. Ideal for flow rates from 7 to 50 m<sup>3</sup>/hr (30 to 220 gpm), the V-200P filter offers the best value solution for automatic filtration down to 10 micron rating.

The patented+ bi-directional drive mechanism is the simplest and most efficient design resulting in:

- fewer moving parts (no limit switches or pistons reversing the cleaning mechanism)
- simpler controls
- lowest flush flow rates and volumes
- no power required
- multiple pass cleaning
- limited maintenance requirements

The 10 to 15 second flush cycle is automatically initiated when a pressure differential across the screen increases to 0.5 bar (7 psi). The filter remains on-line and the filtration process is uninterrupted during the brief cleaning process. The flush discharge is among the lowest available resulting in minimal waste.

Constructed using glass reinforced nylon and 316L stainless steel, the inherently corrosion resistant materials of the V-200P filter ensure a long service life under a wide range of water quality conditions including seawater, process water, cooling tower filtration, pre-filtration to membrane, and irrigation.

#### **Specifications**

##### Materials

- Filter Body: 3" BSP/NPT/Grooved inlet/outlet glass reinforced nylon
- Screens: 316L SS sintered \*\*
- Seals: EPDM \*\*

##### Filtration Range

- 10 to 1500 micron

##### Flow Range

- 7 to 50 m<sup>3</sup>/hr (30 to 220 gpm) per filter \*

##### Maximum Pressure

- 8 bar (120 psi) \*\*

##### Minimum Pressure

- 2 bar (30 psi) \*\*

##### Maximum Temperature

- 40° C (104° F) \*\*

##### Flush Cycle

- 10 to 15 seconds

##### Controller

- MicroFlush™ control system - up to four filters \*\*

\* Varies depending on micron level

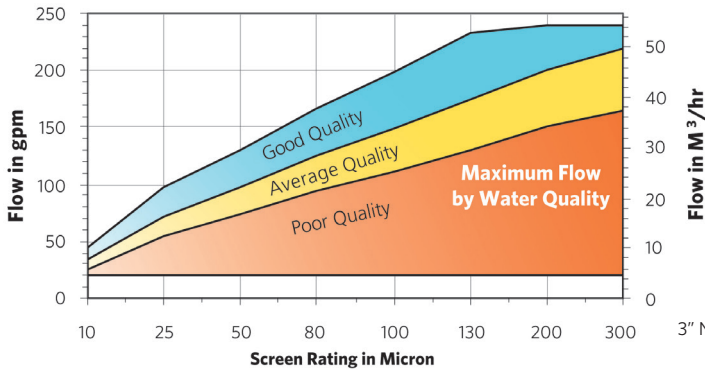
\*\* Other options available upon request

\*\*\* Water Innovation Award and Irrigation Association New Product Award

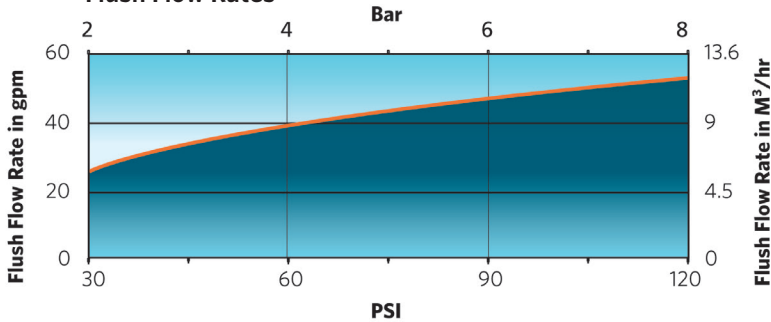
+Patented in some countries

## V-200P SPECIFICATIONS

### Maximum Flow Rates



### Flush Flow Rates



## ORDERING INFORMATION

### Standard

V-200P filter body with screen and 1.5" cast iron 24 VAC/12 VDC flush valve

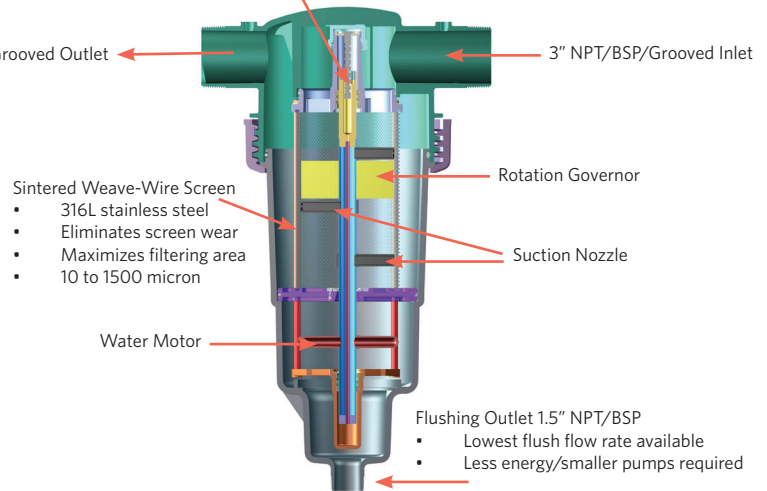
V-200-PG-KIT (optional)

### Controller (Other Options Available)

MF4-AC-DP

### Patented+ Bi-directional Drive

- Controls nozzle rotation for 100% screen cleaning
- Eliminates electric motors, gear boxes, limit switches, and pistons



### DIMENSIONS (MM)

MODEL	DIMENSIONS (MM)		SCREEN AREA CM <sup>2</sup>	NOMINAL FLOW (M <sup>3</sup> /HR)				FLUSH FLOW LITERS
	FLUSH LINE	INLET/OUTLET		50	80	100	120+	
V-200P	40	80	1129	30	36	44	50	15

### DIMENSIONS (IN)

MODEL	DIMENSIONS (IN)		SCREEN AREA IN <sup>2</sup>	NOMINAL FLOW (GPM)				FLUSH FLOW GAL
	FLUSH LINE	INLET/OUTLET		50	80	100	120+	
V-200P	1.5	3	175	131	158	193	220	4

### NOTES:

**Nominal flow** rates shown are for demonstration purposes only. Smaller micron ratings result in lower allowable flow rates.

**Flush flow** volume shown for each model is the volume of water used for that model when the pressure available to the filter is 2.4 bar (35 psi) during a 10 second flush cycle.



5270 Marshall St, Arvada, CO 80002 USA

Phone: +1 (303) 425-4242

Fax: +1 (303) 425-0112

[www.vafusa.com](http://www.vafusa.com)

[www.evoqua.com](http://www.evoqua.com)

VAF, V-Series, and MicroFlush are trademarks of Evoqua, its affiliates and subsidiaries in some countries. All other trademarks are those of their respective owners.

All information presented herein is believed reliable and in accordance with accepted engineering practices. Evoqua makes no warranties as to the completeness of this information. Users are responsible for evaluating individual product suitability for specific applications. Evoqua assumes no liability whatsoever for any special, indirect or consequential damages arising from the sale, resale or misuse of its products.

© 2017 Evoqua Water Technologies LLC

Subject to change without notice

VAFV200P.DS.0518